




# Adults and Communities Performance 2023/24

## April to November 2023

### Performance Rating and Progress

 Performing **better** than the latest national average or local target

 Performing **similar** to the latest national average or local target

 Performing **below** the latest national average or local target



Performance has **improved** on last year



Performance is **similar** to last year



Performance is **not as good** as last year

## PREVENT NEED

Leicestershire County Council's Strategic Plan 2022-26	<b>Safe and Well</b> Carers and People with care needs are supported to live active, independent, and fulfilling lives
--	---

Measure	Description	Aim	Rating	Progress	2023/24 Performance	2022/23 Performance
<b>Local</b>	% of sequels that 'Prevent Need'	Target Band Width	55% - 60% Local target 2023/24	▼	51.2%	56.7%
<b>ASCOF 3D pt 1</b>	% of service users who find it easy to find information	High	67.2% 22/23 Nat. Ave.	▲	Survey is annual and will next run in February 2024	61.8%
<b>ASCOF 3D pt 2</b>	% of carers who find it easy to find information	High	57.7% 21/22 Nat. Ave.	▼	Survey is biennial. Oct-23 survey results due Mar-24	49.4% (2021/22)

Measure	Description	Aim	Rating	Progress	2023/24 Performance	2022/23 Performance
<b>Local</b>	Hours of Volunteering (Heritage & libraries)	High	11.5k Local Nov. Milestone	▲	14.4k	11.5k

**Leicestershire County Council's Strategic Plan 2022-26**

**Great Communities**

Cultural and historical heritage are enjoyed and conserved

Measure	Description	Aim	Rating	Progress	2023/24 Performance	2022/23 Performance
Local	Heritage visits (inc. website visits)	High	102.1k Local Nov. Milestone	▲	102.4k	98.4k
Local	Library visits (Physical visits only)	High	363.5k Local Nov. Milestone	▲	415.6k	351.0k
Local	Total library loans	High	1,507.1k Local Nov. Milestone	▲	1,613.0k	1,544.5k
Local	Junior loans	High	543.3k Local Nov. Milestone	▲	589.6k	566.5k
Local	E-loans	High	605.3k Local Nov. Milestone	▲	648.3k	604.3k
Local	Total community library issues	N/A	For Information Only	N/A	215.9k	205.9k
Local	Community library children's issues.	N/A	For Information Only	N/A	129.7k	123.4k
Local	Attendances at Creative Learning Service workshops	High	10.3k Local Nov. Milestone	▲	13.0k	9.4k

**Leicestershire County Council's Strategic Plan 2022-26**

**Strong Economy, Transport, and Infrastructure**

There is close alignment between skill supply and demand

Measure	Description	Aim	Rating	Progress	2023/24 Performance	2022/23 Performance
Local	LALS Success Rate	High	90% Local Target 2023/24	◀▶	89.2%	90.2%

# REDUCE NEED

<b>Leicestershire County Council's Strategic Plan 2022-26</b>	<b>Improved Opportunities</b> Young people and adults are able to aim high and reach their full potential
---	--

Measure	Description	Aim	Rating	Progress	2023/24 Performance	2022/23 Performance
<b>ASCOF 1E</b>	% of people with LD in employment	High	4.8% <small>22/23 Nat. Ave.</small>		9.2%	9.1%
<b>ASCOF 1G</b>	% of people with LD in settled accommodation	High	80.5% <small>22/23 Nat. Ave.</small>		85.8%	85.6%

<b>Leicestershire County Council's Strategic Plan 2022-26</b>	<b>Safe and Well</b> Carers and People with care needs are supported to live active, independent, and fulfilling lives
---	---

Measure	Description	Aim	Rating	Progress	2023/24 Performance	2022/23 Performance
<b>Local</b>	% of sequels that 'Reduce Need'	Target Band Width	18% - 23% <small>Local target 2023/24</small>		16.7%	16.3%
<b>ASCOF 11 part 1</b>	% of service users who had as much social contact as they would like	High	44.4% <small>22/23 Nat. Ave</small>		Survey is annual and will next run in February 2024	38.7%
<b>ASCOF 11 part 2</b>	% of carers who had as much social contact as they would like	High	28% <small>21/22 Nat. Ave</small>		Survey is biennial. Oct-23 survey results due Mar-24	24.7% <small>(2021/22)</small>
<b>Local</b>	Number of people awaiting a care assessment	Low	<1,575 <small>Position as at 1<sup>st</sup> Jan 2023</small>		754 <small>End of November 2023</small>	1,632 <small>End of November 2022</small>
<b>Local</b>	Number of people awaiting a care assessment for more than six months	Low	<71 <small>Position as at 1<sup>st</sup> Jan 2023</small>		37 <small>(5% of total waiting at end of Nov-23)</small>	65 <small>(4% of total waiting at end of Nov-22)</small>

# DELAY NEED

Leicestershire County Council's Strategic Plan 2022-26	<b>Safe and Well</b> Carers and People with care needs are supported to live active, independent, and fulfilling lives
--	---

Measure	Description	Aim	Rating	Progress	2023/24 Performance	2022/23 Performance
Local	% of sequels that 'Delay Need'	Target Band Width	10% - 15% Local target 2023/24	▲	18.1%	12.8%
ASCOF 2D	% of people who had no need for ongoing services following reablement	High	77.5% 22/23 Nat. Ave	▲	89.6%	87.8%
ASCOF 2B pt 1 *BCF*	Living at home 91 days after hospital discharge and reablement	High	82.3% 22/23 Nat. Ave	▼	87.6%	89.2%
ASCOF 2A pt 1	Permanent admissions to care (aged 18-64) per 100,000 pop.	Low	14.6 per 100k pop. 22/23 Nat. Ave	▼	16.0 per 100k Pop. Forecast 68 Admissions in 23/24	12.1 per 100k Pop. Actual 51 Admissions in 22/23
ASCOF 2A pt 2 *BCF*	Permanent admissions to care (aged 65+) per 100,000 pop.	Low	560.8 per 100k pop. 22/23 Nat. Ave	▲	511 per 100k Pop. Forecast 762 Admissions in 23/24	553 per 100k Pop. Actual 824 Admissions in 22/23

# MEET NEED

<b>Leicestershire County Council's Strategic Plan 2022-26</b>	<b>Safe and Well</b> Carers and People with care needs are supported to live active, independent, and fulfilling lives
---	---

Measure	Description	Aim	Rating	Progress	2023/24 Performance	2022/23 Performance
<b>Local</b>	% of sequels that 'Meet need'	Target Band Width	7% - 12% Local target 2023/24		14.0%	14.3%
<b>ASCOF 1C pt 2A</b>	Adult aged 18+ receiving direct payments	High	26.2% 22/23 Nat. Ave		35.7%	36.2%
<b>ASCOF 1C pt 2B</b>	Carers receiving direct payments	High	76.8% 22/23 Nat. Ave.		99.7%	99.7%

<b>Leicestershire County Council's Strategic Plan 2022-26</b>	<b>Safe and Well</b> People at most risk are protected from harm
---	---

Measure	Description	Aim	Rating	Progress	2023/24 Performance	2022/23 Performance
<b>ASCOF 4B</b>	% of service users who say that services have made them feel safe	High	87.1% 22/23 Nat. Ave.		Survey is annual and will next run in February 2024	85.3%
<b>ASCOF (TBC)</b>	% of safeguarding enquiries where the identified risk was reduced or removed		New ASCOF metric for 2023/24 No national figures yet available		96%	90%
<b>Local</b>	% of service users who received their annual review	High	57.1% 22/23 Nat. Ave		73.7%	76.4%

